

DESCRIPTION

CATALOG: E420-J-2215-TP	STARTING METHOD: Rapid Start	INPUT VOLTAGE: 347 V~	OCV: 530 V~	FREQUENCY: 60 Hz
BALLAST TYPE: Energy efficient magnetic	CLASS: P	TYPE: 1 outdoor	LAMP CONNECTION: Series	SOUND RATED: D
NO PCB'S				

ELECTRICAL CHARACTERISTICS

LAMP TYPE	NUMBER OF LAMPS	LAMP WATTS	MIN. START TEMP. (°F/°C)	INPUT WATTS (Watts)	INPUT CURRENT (Amps)	BALLAST FACTOR	B.E.F.	P.F.	THD %	LAMP CREST FACTOR
F96T12/VHO	2	215	-20/-29	430	1.29	0.93	0.216	0.97	14	1.6
F96T12/ES/VHO	2	185	60/16	382	1.13	0.91	0.238	0.97	12	1.6
F72T12/VHO	2	168	-20/-29	330	0.97	0.88	0.266	0.98	14	1.7
F60T12/VHO	2	138	-20/-29	292	0.87	0.87	0.297	0.97	17	1.8
F48T12/VHO	2	116	-20/-29	266	0.79	0.87	0.327	0.96	18	1.8

PHYSICAL CHARACTERISTICS

	CASE DIMENSIONS						
	UNITS	M1	M2	M3	W	L	H
	INCHES	2.0	13.75	13.125	3.187	14.312	2.625
	TOL(+/-)	0.010	0.010	0.010	0.080	0.050	0.050
	MM	51	350	333	81	363	66
	TOL(+/-)	0.25	0.25	0.25	2.00	1.30	1.30
	LEAD LENGTH						
	UNITS	BLACK	WHITE	RED	BLUE	YELLOW	
	INCHES	22	22	44	44	68	
	TOL(+/-)	3/8	3/8	3/8	3/8	3/8	
MM	559	559	1117	1117	1727		
TOL(+/-)	10	10	10	10	10		

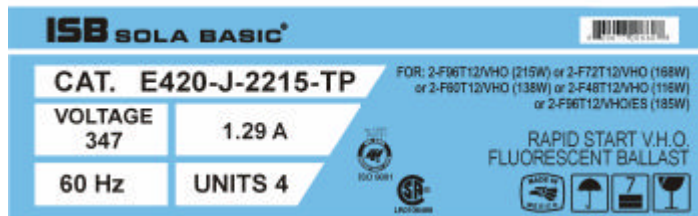
CARTON CHARACTERISTICS

UNITS/CARTON 4	CARTON/LAYER 9	# OF LAYERS 4	UNITS PALLET 144	PIECE WEIGHT 16.25 lbs	CARTON WEIGHT 66 lbs	PALLET WEIGHT 2 417 lbs
CARTON PALLET 36	CARTON DIMENSIONS 12" x 14 3/4" x 4"		PALLET DIMENSIONS 40" x 48" x 7"	PALLET DIMENSIONS LOADED, INCLUDING WOOD PALLET 40" x 48" x 24"		

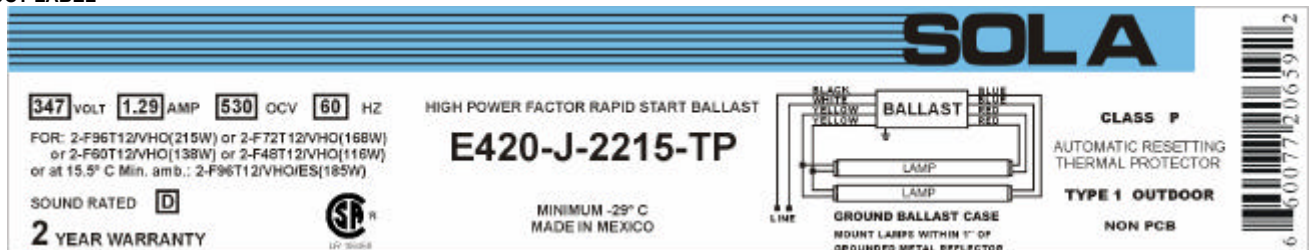
MISC.

--

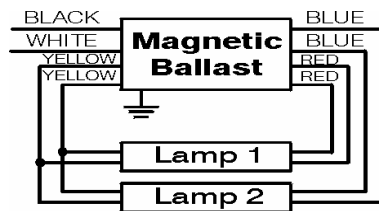
CARTON LABEL



PRODUCT LABEL



ELECTRICAL DIAGRAM



LR 106469

Data is based upon tests performed by Industrias Sola Basic in a controlled environment and representative of relative performance. Actual performance can vary depending on operating conditions. Specifications are subject to change without notice.

Made in Mexico by Industrias Sola Basic S.A. de C.V.



Certificate No. 006281

SOLA CANADA LIGHTING & POWER

171 Ambassador Drive
Units 8 & 9
Mississauga, ON
L5T 2J1

Phone: 905-670-0746
Fax: 905-670-9689

www.solacanada.com